
















Error Codes Table

 3 min			Failure to reach speed in 30 seconds. <i>Confirm no obstruction in bowl area, contact customer service.</i>
	 5 min		Latch is not locked. <i>Confirm cover is fully seated in closed position.</i>
 3 min	 5 min		Rotor exceeded set speed. <i>Remove and inspect rotor, reinstall.</i>
		 10 min	Cover is not closed. <i>Confirm cover is fully seated in closed position.</i>
 3 min		 10 min	Out of balance.  <i>Confirm tubes are balanced in rotor and centrifuge is on a level surface.</i>
	 5 min	 10 min	Rotor cannot maintain speed. <i>Contact customer service.</i>
 3 min	 5 min	 10 min	Shield is not installed. <i>Confirm shield is installed and in the locked position.</i>
Continuously illuminated Error / Service indicator.			Cycle Counter <i>50,000 spins have been reached, contact distributor or customer service to purchase replacement rotor.</i>

Accessories

Product No.	Description
SV02	Inserts for 3 mL tubes (10.25 x 64 mm) 4/pk.
SV05	Inserts for 2 mL tubes (10.25 x 47 mm or BD Microtainers) 4/pk.
SV06	Inserts for 7 mL tubes (16 x 75 mm) 8/pk.
SV07	Inserts for 10 mL tubes (16 x 100 mm) 8/pk. Included with centrifuge
SV08	Inserts for 5 mL BD tubes (13 x 75 mm) 8/pk.
SV09	Inserts for 7 mL tubes (13 x 100 mm) 8/pk. Included with centrifuge
SV10	Inserts for 5 mL Greiner tubes (13 x 75 mm) 8/pk.
SV11	Inserts for 4 mL BD RST tubes (13 x 100 mm) 8/pk
RTH8	8 place horizontal rotor. Included with centrifuge